



H.264/MPEG-4/JPEG Multi Channel High Definition Video Decoder for Megapixel i-Pro Network Surveillance System

WJ-GXD400 Multi Channel High Definition Video Decoder is equipped with a HDMI video interface and can provide 1x 4VGA (1,280 x 960) image with 2x VGA images in 3 split screen or 6x VGA images in 6 split screen simultaneously. This feature allows precise identification and multi-screen capabilities taking full advantage of a 1,920 x 1,080 high definition display in a manner tailored to the application requirement. Each of VGA images can be displayed at 30 or 25 frames/sec. (NTSC/PAL) so that no critical moment will be lost.

Key Features

- Equipped with a HDMI interface supporting 1,920 x 1,080 display size
- 1x 4VGA (1,280 x 960) image with 2x VGA images or 6x VGA images can be displayed in a split screen.
- Each of VGA images can be displayed at 30 or 25 frames/sec. (NTSC/PAL).
- Up to 256 cameras, including cameras connected to the i-Pro Network Video Encoder (WJ-GXE500/WJ-NT304/WJ-NT314), can be registered.
- Supports tour sequence and group sequence
- Up to 64 camera groups can be registered and called up in response to power on, group sequence and schedule program.
- Supports camera site alarm signal: Alarm indication can be displayed and alarm terminal output can be activated.
- Supports Multicast/Unicast for efficient network usage
- Single channel audio decoding G.726
- Schedule function: Pre-programmed display mode with camera assignment can be activated by time schedule.
- Selectable Multiscreen border color: White / Gray / Black / OFF
- High speed network interface (100Base-TX / 1000Base-T) and maintenance port (10Base-T)
- Setup can be made by the browser GUI.

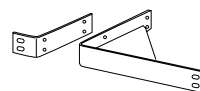
- Superior reliability with an embedded OS
- Installation flexibility and reliability with -10 °C to +50 °C (14 °F to 122 °F) operating temperature range

Standard Accessories

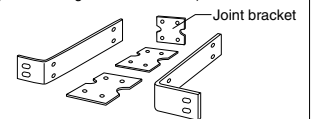
• Operating Instructions	1 pc.	• Code label	1 pc.
• CD-ROM*	1 pc.	• Power cord (NTSC model)	1 pc.
The followings are for installation.			
• AC adapter	1 pc.	• Power cord (PAL model)	1 pc.
* The CD-ROM contains the operating instructions (PDFs).			

Optional Accessories

EIA 48.26 cm (19 inch) Rack Mount Bracket
WV-Q204/1S
(for mounting one WJ-GXD400)



EIA 48.26 cm (19 inch) Rack Mount Bracket
WV-Q204/2S
(for mounting two WJ-GXD400)



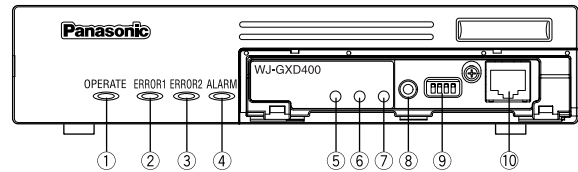
* Only 3 pieces of joint brackets are necessary.
One piece of joint bracket will be unnecessary.

Specifications

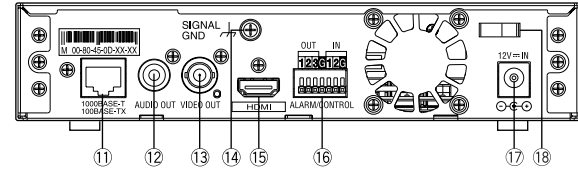
TV System	NTSC	PAL
Supported Cameras	Supported Cameras Panasonic i-Pro series Network cameras	
Supported Encoders	Supported Encoders Panasonic i-Pro series Encoders	
Supported Image Format	H.264, MPEG-4, JPEG (Multi-decoding)	
Supported Image Resolution	1,280 x 960, 640 x 480, 320 x 240	1,280 x 960, 640 x 480, 320 x 240, 768 x 576 (trimmed to 640 x 480)
Supported Audio Format	G.726 (ADPCM) 32 kbps / 16 kbps	
No. of Camera Registration	256	
Audio/Video Output	HDMI 1,920 x 1,080: 1x 4VGA (1,280 x 960) with 2x VGA or 6x VGA 30 frames/sec., Audio supported	1,920 x 1,080: 1x 4VGA (1,280 x 960) with 2x VGA or 6x VGA, 25 frames/sec., Audio supported
	Composite Video NTSC composite video, 1x BNC connector	PAL composite video, 1x BNC connector
	Audio 1x RCA pin jack	
Display Mode	Camera Group Up to 64 Camera groups are available	
	Tour Sequence Up to 64 steps, 10 patterns. Dwell time: 3 / 5 / 10 / 15 / 20 sec.	
	Group Sequence Up to 64 steps, 10 patterns. Dwell time: 3 / 5 / 10 / 15 / 20 sec.	
	Schedule Up to 6 schedules	
	Display Pattern Up to 4 display patterns : Single, 3-Screen (primary screen on the left), 3-Screen (primary screen on the right), 6-Screen	
OSD	Display ID Up to 4 alphanumeric characters	
	Camera Title Up to 16 alphanumeric characters	
	Optional Information Up to 32 alphanumeric characters x 2 lines	
	Time & Date Display ON/OFF, Time: 12 H/24 H, Date: 5 formats	
	Information Display Alarm information, Error information	
	Border Line OFF/ON (Black / Gray / White)	
User Management	User Authentication Up to 32 users, 2 access levels	
	Host Authentication Up to 32 hosts	
Browser GUI for SETUP and Maintenance	Setup Menu Language English / French / Spanish / German / Italian / Russian / Japanese	
	System Log Error log (100), Network log (1,000)	
	Supported OS Microsoft® Windows Vista® Business 32 bit, Microsoft® Windows® XP Home/Professional SP2	
	Supported Browser Windows® Internet Explorer® 7.0 (Microsoft® Windows Vista® Business 32 bit), Microsoft® Internet Explorer® 6.0 SP2 (Microsoft® Windows® XP Home/Professional SP2)	
Alarm / Error	Alarm Source Panasonic alarm command via network	
	Alarm Action Alarm message, Alarm frame, Terminal output, Alarm LED	
	Alarm Reset Auto reset, Reset command, Reset terminal input	
	Error Error message, Terminal output, Error1 / Error2 LED	
Network	Network Interface 100Base-TX / 1000Base-T, RJ-45 Connector	
	Maintenance Port 10Base-T, RJ-45 Connector	
	Supported Protocol TCP/IP, UDP/IP, HTTP, RTP, DHCP, DNS, DDNS, NTP	
	Multicast Yes	
External IF	Terminal Alarm reset input, Alarm output, Error output	
	Network CGI Command I/F	
General Specifications	Safety/EMC Standard UL (UL60065), FCC (Part15 ClassA), C-UL (CAN/CSA C22.2 No.60065), DOC (ICES003 ClassA)	CE (EN60065, EN55022 ClassB, EN55024)
	Power Source / Consumption 12 V DC 1.4 A (AC adapter for AC 100 ~ 240 V 50/60 Hz attached)	
	Ambient Operating Temperature -10 °C ~ +50 °C (14 °F ~ 122 °F)	
	Ambient Operating Humidity 90 % or less (without condensation)	
	Dimensions 210 mm x 44 mm x 307 mm (8-1/4" x 1-3/4" x 12-1/16")	
	Weight (approx.) 2.0 kg (4.4 lbs.)	

Part Names and Functions

Front View

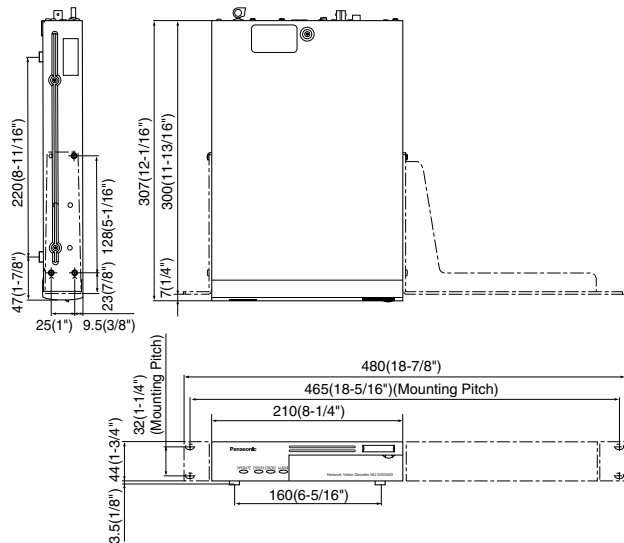


Rear View



- | | |
|------------------------|---------------------------|
| ① Operation Indicator | ⑩ Maintenance Port |
| ② Error 1 Indicator | ⑪ Network Port |
| ③ Error 2 Indicator | ⑫ Audio Output Connector |
| ④ ALARM Indicator | ⑬ Video Output Connector |
| ⑤ LINK/ACT Indicator | ⑭ SIGNAL GND Terminal |
| ⑥ 100BASE-TX Indicator | ⑮ HDMI Connector |
| ⑦ 1000BASE-T Indicator | ⑯ Alarm/Control Terminals |
| ⑧ Reset Switch | ⑰ Power Connector |
| ⑨ Mode Switches | ⑱ Cable Clamp |

Appearance



Unit: mm (inches)

Trademarks and registered trademarks

- Microsoft, and Windows are registered trademarks of Microsoft Corporation in the U.S. and other countries.
- "Super Dynamic", "SDII", "SDIII" and "i-Pro" logos are trademarks or registered trademarks of Panasonic Corporation.

Important

- Safety Precaution: carefully read the operating instructions and installation manual before using this product.
- Panasonic can not be responsible for network performance and/or other manufacturer products that reside on the network.

- All TV pictures are simulated.
- Weights and dimensions are approximate.
- Specifications are subject to change without notice.
- These products may be subject to export control regulations.
- All product pictures are NTSC models.

DISTRIBUTED BY:

Panasonic[®]

<http://panasonic.net/security/>

Printed in Japan (2A-037CA)