



The Surveillance Cockpit for Total Control of the Digital Disk Recorders

Panasonic proudly introduces System Controller WV-CU650, the total system controller solution for our Digital Disk Recorders. The Jog Dial and Shuttle Ring, positioned in the center of the unit, give you quicker, smoother, total control of every search operation and system setting. Plus, it also gives you one-touch access to Record, Replay, and Search functions. The detached joystick allows you to pan, tilt and zoom, seamlessly following the subject you are viewing. Use the larger numeric keypad for direct access to the camera of your choice when using cascade-linked WJ-HD300A Series recorders.

The WV-CU650 simplifies operation so that the operator can be focused on the surveillance task. The detached joystick can be used with either the right or left hand. Stick height can be adjusted to fit comfortably in the operator's hand. Soft padding minimizes fatigue during prolonged use. Buttons are laid out to facilitate touch recognition. User level management, user assignable buttons, set-up data transmission and other features make this controller easy to manage. The WV-CU650 — It's so compact and easy to use. Think of it as the cockpit that maximizes the surveillance effectiveness of all your Digital Disk Recorders.

KEY FEATURES

- Controller for the Digital Disk Recorders, and other PS-Data devices
- Controller for Matrix System650 and Matrix System150 (WJ-SX150A version 2.0 or higher)

Integrated System Control

Camera Control

- Detached joystick controls Pan/Tilt and Zoom, allowing seamless tracking.
- Larger numeric keypad provides direct access to cameras.

Recorder Control

- Jog Dial and Shuttle Ring for smoother recorder control
- Dedicated Record, Play, and Search buttons

Switcher Control

- Image switching and sequencing buttons

Easy to Operate While Focused on Surveillance

Universal Design for Right or Left Hand Use

- Detached joystick pad
- Layout with Jog Dial and Shuttle Ring in center

More Comfortable Extended Surveillance

- Soft padding on joystick
- Adjustable joystick height for large or small hands
- Low center of gravity design and adjustable angle minimize strain

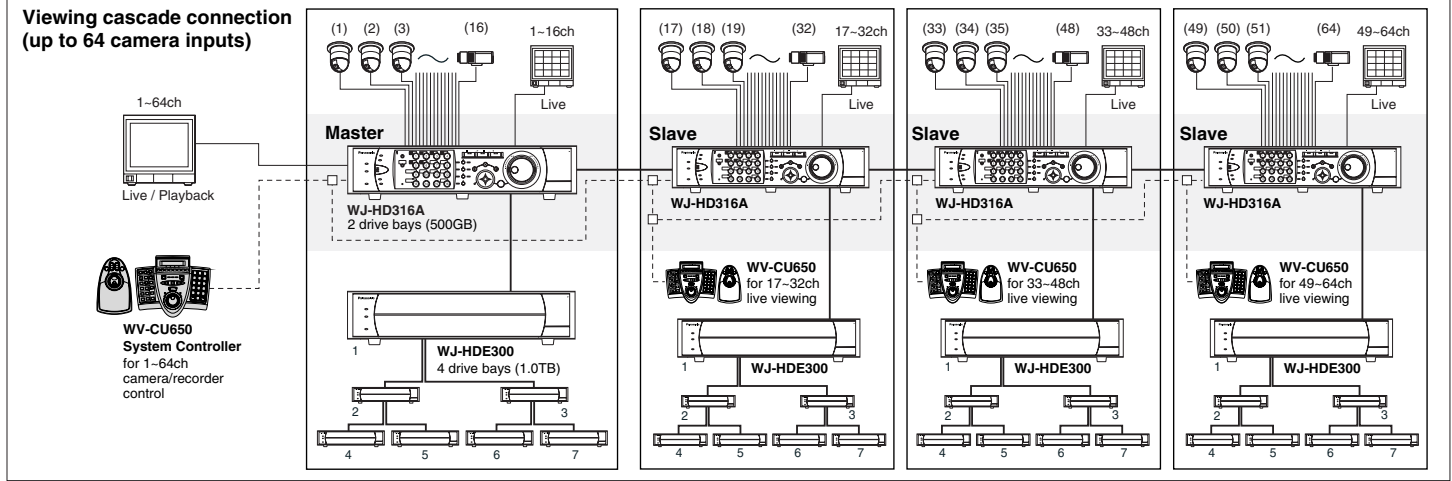
Instinctive Operation

- Cockpit style button layout

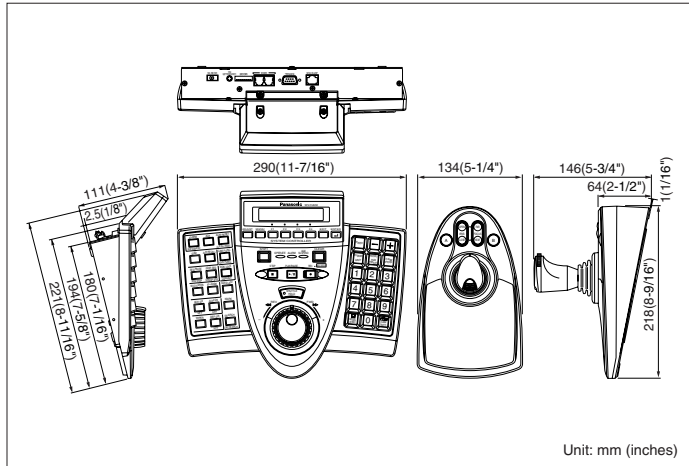
System Management Capability

- User level management for registered users
- User assignable buttons: four in main unit plus three in palm rest
- Setup data can be transferred via RS-485 to another WV-CU650.

SYSTEM EXAMPLE



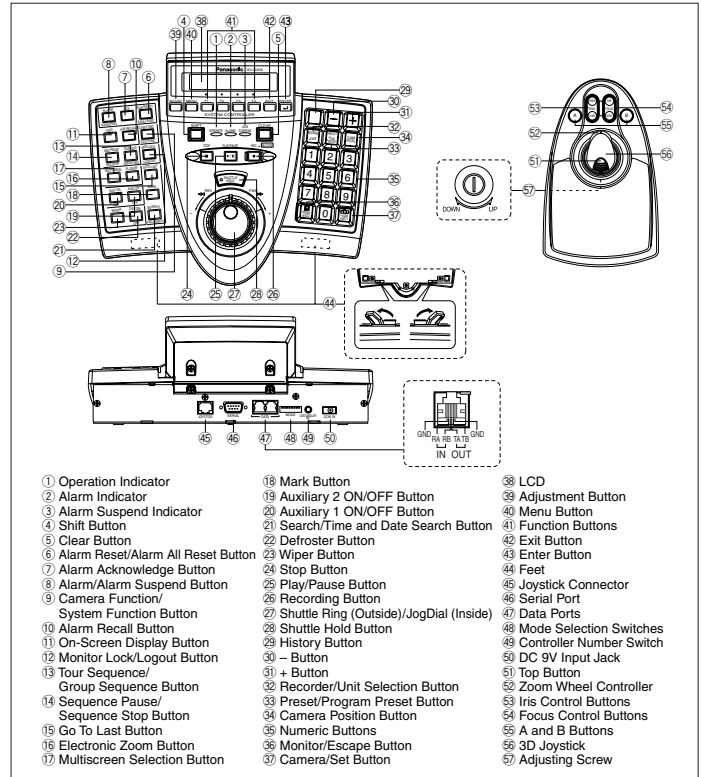
APPEARANCE



SPECIFICATIONS

Power Source	9 V DC, 300 mA (using the supplied AC adapter)
Power Source (supplied AC adapter)	120 V AC, 60 Hz, 200 mA
Data Output/Input Port	6-conductor modular jack (RS-485, Full duplex) x2
Serial Port	9-pin D-sub connector
Controller Number	1 to 8 (rotary switch)
Ambient Operating Temperature	-10 °C to +50 °C (14 °F to 122 °F)
Unit Number Selection	1 to 99
Monitor Number Selection	1 to 99
Camera Number Selection	1 to 256
Dimensions (W x H x D)	Main Unit: 290 x 111 x 221 mm (11-7/16" x 4-3/8" x 8-11/16") 3D Joystick Unit: 134 x 146 x 218 mm (5-1/4" x 5-3/4" x 8-9/16")
Weight (without the AC adapter)	Main Unit: 1.3 kg (2.86 lbs.) 3D Joystick Unit: 0.8 kg (1.76 lbs.)

MAJOR OPERATING CONTROLS



Important

- Safety Precaution: carefully read the operating instructions and installation manual before using this product.

- All TV pictures are simulated.
- Weights and dimensions are approximate.
- Specifications are subject to change without notice.
- These products may be subject to export control regulations.

DISTRIBUTED BY:

Panasonic[®]

<http://panasonic.net/security/>

Printed in Japan (2P-523B)