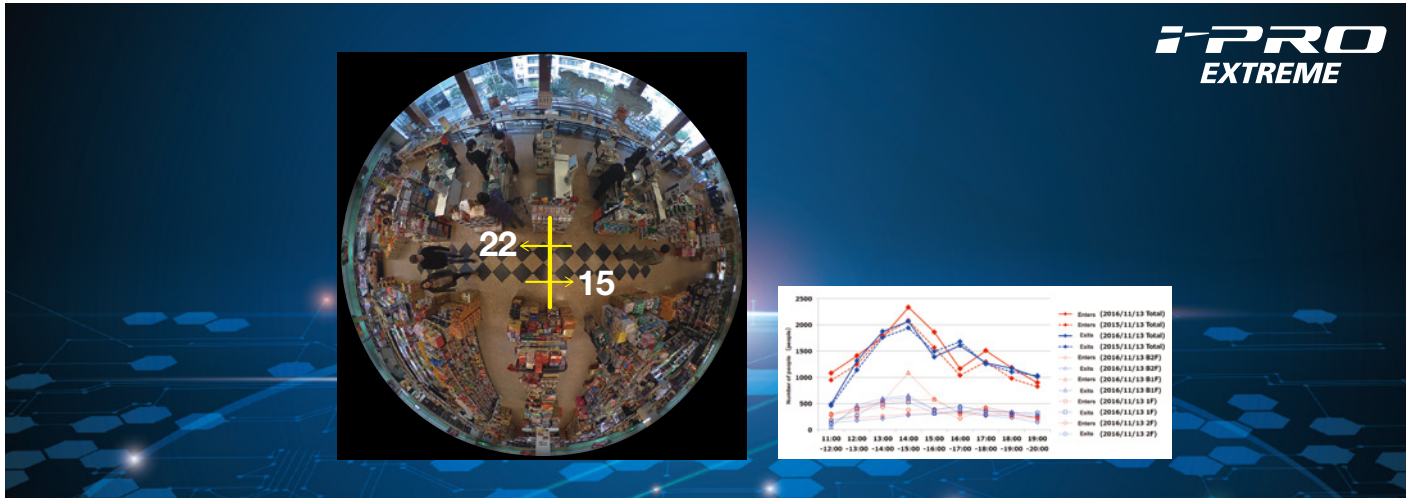


*This product cannot be used at the same time as
iVMD extension software WV-SAE200W.



Software for solving marketing problems with a 360-degree Dome Camera

Extension Software WV-SAE303W supports marketing in addition to security and surveillance.

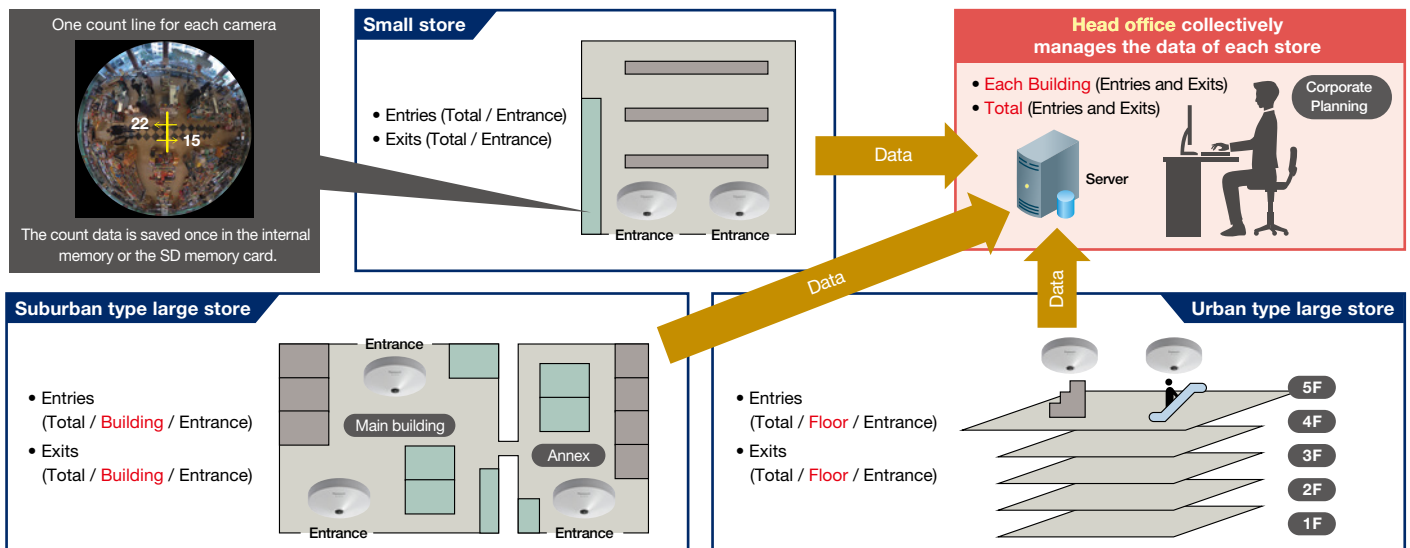
By installing WV-SAE303W in 360-degree Dome Camera, it counts the number of people passing through the line set on the fisheye mode image. It is not necessary to install the surveillance camera and the number counting device individually.

Since it can be realized with only the surveillance camera and WV-SAE303W, it reduces the cost of installation and operation. The counted data can be automatically output by the People Count Output Tool.

*In some places where people frequently stop or where there is direct sunshine, the people number count accuracy may decrease.
*For other installation conditions, please visit the support website. <https://security.panasonic.com/kms/>

Key Features

- Algorithm development on phenomena particular to exit / entrance such as U-turn and improvement of measurement accuracy.
- Automatically acquires, totalizes, and outputs the people count results of up to 96 360-degree Dome Cameras with the People Count Output Tool.
- Reduction of setup time and high precision people count are realized by the People Count Setting Tool (browser-less setting) tailored exclusively for exit / entrance.



Specifications

Basic Specifications

Person counting method	Line cross
Count line	1
Max. number of cameras	96
Install location	Entrance and exit of shops (Indoor only)
Data retention period	Camera : Built-in memory : 1 day SD card (4 GB or more) : 3 months PC : 10 years

When the personal computer (hereinafter PC) is undergoing maintenance for repairs or other reasons, we recommend using an SD memory card, as this allows count data to be saved for long periods on the camera side. For more information about SD memory card compatibility, please refer to the Installation Guide of the respective camera. SD memory cards with a capacity of less than 4 GB cannot be used.

System requirements

Hardware

CPU	Intel® Core™ i5-2400 or more, Intel® Core™ i7-860 or more
Memory	4 GB or more
Network	10BASE-T or 100BASE-TX 1port
Display	Resolution : 1024 x 768 pixels or more High resolution monitoring : 3840 x 2160 pixels or more
Supported OS / Web browser	Microsoft® Windows® 10 (32/64 bit) : Windows Internet Explorer®11 (32/64 bit) Microsoft® Windows® 8.1 (32/64 bit) : Windows Internet Explorer®11 (32/64 bit) Microsoft® Windows® 7 (32/64 bit) : Windows Internet Explorer®11 (32/64 bit)


Microsoft® Office Excel® 2010/2013/2016 is required to use the People Count Output Tool.

Compatible model

iA H.265 360-degree Indoor Dome Camera
WV-S4150

Key Features

- 5 Megapixel images up to 30 fps
- iA (intelligent Auto)
- Super Dynamic 108dB
- H.265 Smart Coding
- FIPS 140-2 Level 1 compliant



Important :

- For information on the supported models and firmware versions, expansion software, and each type of tool, refer to the following URL for details.
(<https://security.panasonic.com/kms/>)

Trademarks and registered trademarks

- "i-PRO EXTREME" logo is trademarks or registered trademarks of Panasonic Corporation.
- Microsoft, Windows, and Internet Explorer are either registered trademarks or trademarks of Microsoft Corporation in the United States and/or other countries.
- "Intel" and "Core" are registered trademarks of Intel Corporation.

Important


- Safety Precaution : Carefully read the Important Information, Installation Guide and operating instructions before using this product.
- Panasonic cannot be responsible for the performance of the network and/or other manufacturers' products used on the network.

• Specifications are subject to change without notice.

DISTRIBUTED BY :

Panasonic

<https://security.panasonic.com>

 <http://www.facebook.com/PanasonicNetworkCamera>

(2A-211L)